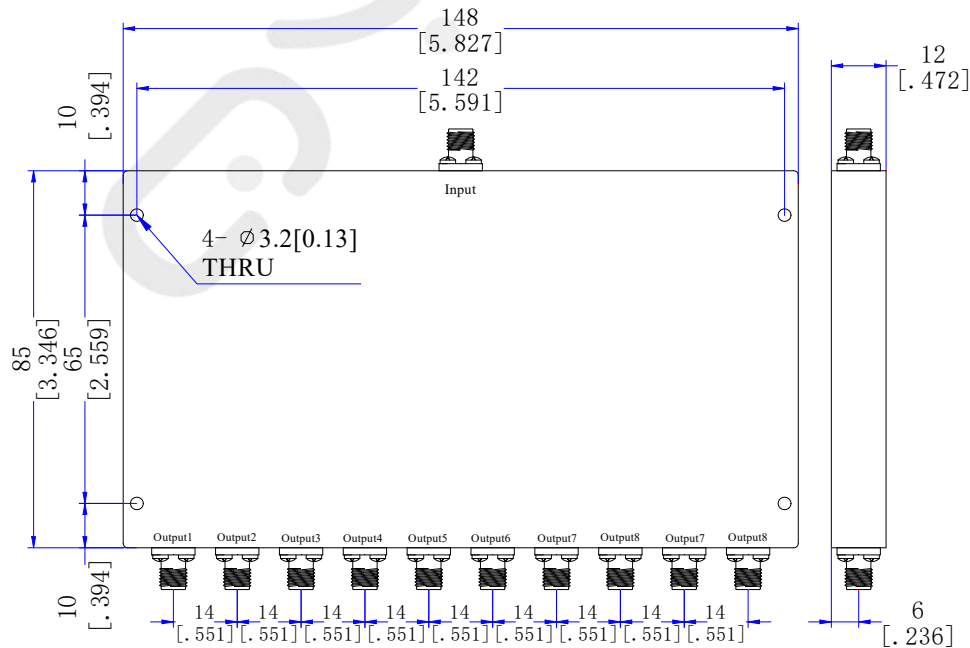


QY-PS10-DC/3-SER

【一、产品参数Parameters/规格指标Specifications】

频率范围 Frequency Range	DC ~ 3000 MHz/DC-3GHz
插入损耗 Insertion Loss	≤ 23.5 dB
合路端驻波 Combined port VSWR	Typ.1.16 / Max.1.25
分配端驻波 Distribution port VSWR	Typ.1.18/ Max.1.30
隔离度 Isolation	Min.15dB
幅度平衡 Amplitude Balance	± 0.8dB
相位平衡 Phase Balance	±15°
阻抗 Impedance	50 Ohms
端口接头 Input/Output Connectors	SMA-Female
承受功率 Power Rating	2W
工作温度 Operation Temperature	-35°C ~ +75°C
表面处理 Surface Finishing	Black Paint 黑色烤漆
外形尺寸 Outline Dimensions	85*148*12 (mm)
重量 Weight	About 100 (g)

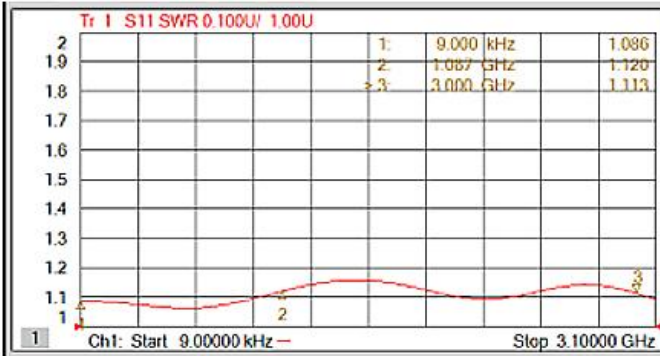
【二、规格草图Draft specifications】



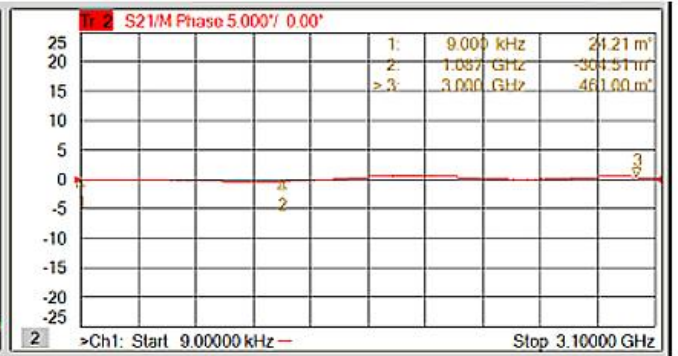
注: 尺寸(mm/[英寸]), 一般公差(± 0.3)

Note: Dimensions (mm / [inch]), General tolerance (±0.3)

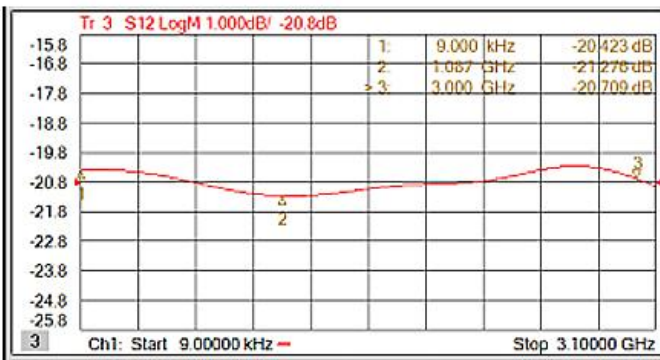
【三、测试曲线图Test curve】



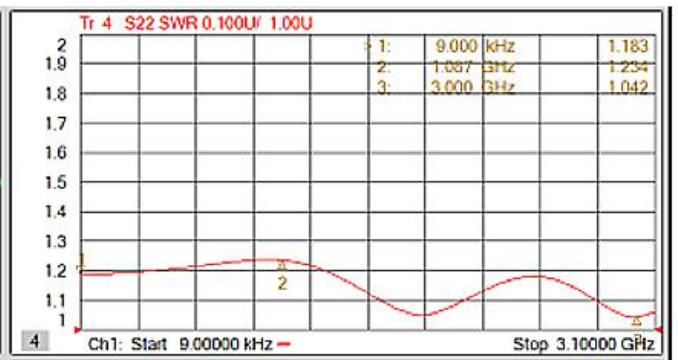
1.合路端驻波比 Combined Port VSWR



2.相位平衡Phase Balance



3.插入损耗 Insertion Loss



4.分配端驻波比 Distribution Port VSWR